



After an Award:
What are the next steps?









After an Award: *Accept or Decline Offer* - Parents

Accept or Decline Offer - Parents

Welcome to MyPortal

Use My Portal to manage your college financial aid and K12 grants and scholarships for K12 dependents.

There are new items on your To Do List.

- To Do List 
-  Applications and Renewals for K-12th Grade
-  Applications and Renewals for College
-  School Choice
-  Eligibility and Award Information
-  Notifications
-  My Contact Information
-  My Profile

1. Log into MyPortal and find your To-Do list.

To Do List

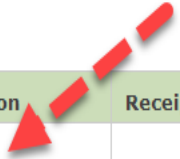
Items with have been received. Items with are **not received or incomplete**.

K12 Grant and Scholarship Accounts

To Do List for 2023-2024

Student: Test Student

Application or Required Documentation	Receipt Date	Action Items	Due By
<input type="checkbox"/> Education Student Accounts Award Offer		Respond to Offer	05/22/2023



2. Find the award offer on your To-Do list. Select “respond to offer.”

After an Award: *Accept or Decline Offer - Continued*

Accept or Decline Offer - Continued

MENU Help Logout

Hello, Sean Shamus - Recipient

[HOME](#) > [To Do List](#) > [Education Student Accounts Award Offer](#)

Education Student Accounts for 2023-2024

Accept or Decline Your Award

Student: Test Student

Program	Accept/Decline
Education Student Accounts	<Choose One> ▼

By responding to this offer I certify that I understand program processes, including verification to confirm eligibility if needed and required steps prior to funding.

3. Select ""accept" or "decline." Select "submit."

After an Award: *Choose a School - Parents*

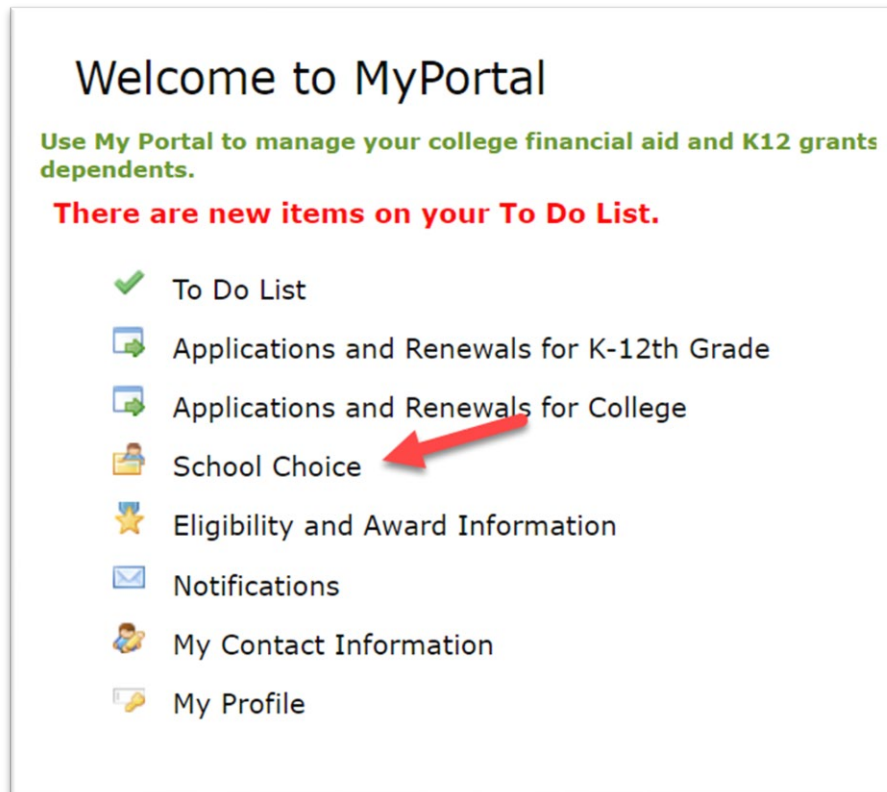
Choose a School - Parents

Select a School in MyPortal by August 1:

Log into MyPortal

Select “School Choice”

Update Your School

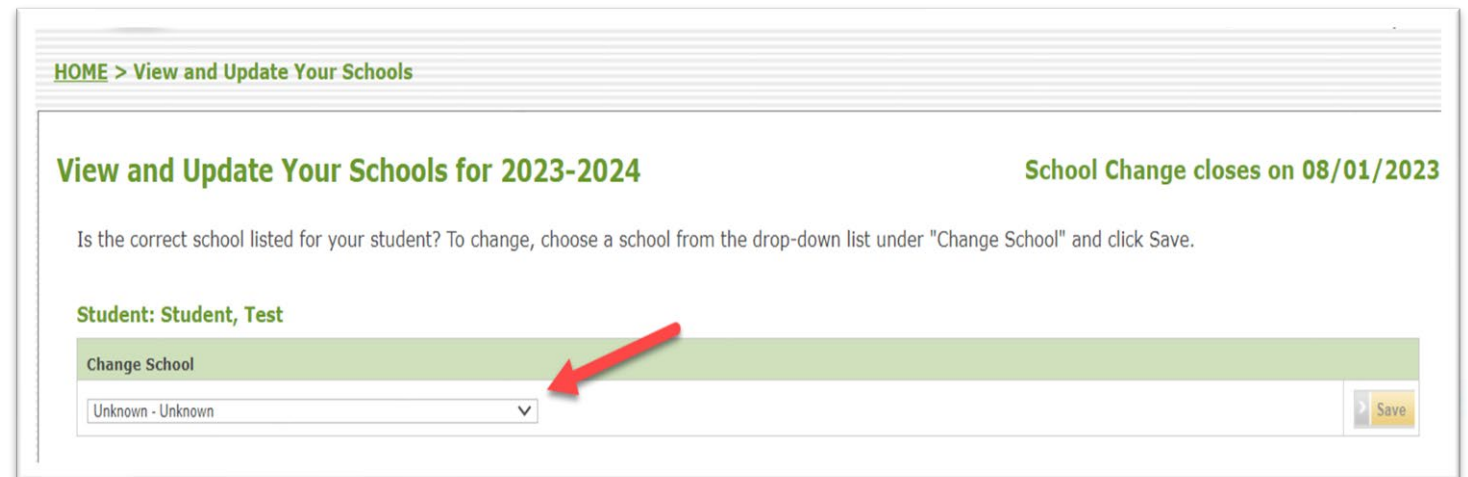


Welcome to MyPortal

Use My Portal to manage your college financial aid and K12 grants dependents.

There are new items on your To Do List.

- ✓ To Do List
- ➡ Applications and Renewals for K-12th Grade
- ➡ Applications and Renewals for College
- 📁 School Choice
- ★ Eligibility and Award Information
- 📧 Notifications
- 👤 My Contact Information
- 👤 My Profile



HOME > View and Update Your Schools

View and Update Your Schools for 2023-2024 School Change closes on 08/01/2023

Is the correct school listed for your student? To change, choose a school from the drop-down list under "Change School" and click Save.

Student: Student, Test

Change School

Unknown - Unknown

Save

After an Award: *Sign Parent Agreement- Parents*

Sign Parent Agreement - Parents

You must sign the ESA+ Parent Agreement electronically to keep your student's award offer.

- By June 1, you should receive an email in MyPortal with “2023-2024 ESA+ Parent Agreement” as the subject line. Check your spam and junk email folders if you don't receive this email.
- You may also be asked to complete additional award actions in MyPortal. Check your MyPortal To-Do List weekly for notifications.

After an Award: Award Calculation - Schools

Award Calculation – Schools

Why does MyPortal list the award amount as \$0?

The award amount will be listed as \$0 until the start of the school year. Refer to your award email to understand your award amount.

The award amount in MyPortal always appears as \$0 for homeschool families and families whose students attend a school that is not paid directly. Funds for both these groups of students will be deposited into ClassWallet at the start of the school year. Refer to your award email to understand your award amount.