



**Welcome to the 2024-2025 school year!**



**North Carolina's Opportunity Scholarship Program**



# Helpful Hints for Zoom

*Slides & Recording will be posted at [Opportunity Scholarship – NCSEAA](#)*

- Zoom has **closed captioning** available

## Asking Questions

- Use the Q & A to ask your questions (*chat is disabled*).
- Please do NOT provide confidential information during this Zoom session.
- Email [OpportunityScholarships@ncseaa.edu](mailto:OpportunityScholarships@ncseaa.edu) to ask questions about an individual student.

## Answering Questions

- Presentation team will answer questions from the Q & A at the end.
- Only questions related to this session's content will be addressed live.

# Need to Reach Us?

EMAIL ADDRESS: [OpportunityScholarships@ncseaa.edu](mailto:OpportunityScholarships@ncseaa.edu)



Please be sure you are emailing the Program from the email address listed in your MyPortal parent account. Otherwise, program staff will not be able to respond with student-level information.

Provide Program Staff with as much information as possible in the email! Include:  
***Student Name(s), PID #, Parent Name, Detailed Question(s) and/or Concerns***

**1-855-330-3955**





---

# Before you Apply

---

**The Opportunity Scholarship application will open on Thursday, February 1, 2024**

# What will you need before applying?

## Need:

- **Parent of Record's Social Security Number or Individual Taxpayer Identification Number**
- **Student(s) Social Security Number**  
*\*If your student does not have an SSN, please email the program for assistance.*
- **Parent of Record's Driver's License Number**
- **Annual household income amount for tax year 2023.**

## DON'T:

- Email tax return documents.
- Email pictures of your driver's license.
- Email pictures of your Social Security Card



---

# Choosing a Direct Payment School

---

# Direct Payment Schools

## List of current Direct Payment Schools



## K12 Programs: Direct Payment Schools

*Direct Payment Nonpublic Schools: 2022-2023*

*ESA+ parents, if your school is not listed, see information [here](#)*

County	Nonpublic School Name	City
Alamance	Alamance Christian School Graham	Graham
Alamance	Blessed Sacrament Catholic School Burlington	Burlington
Alamance	Burlington Christian Academy Burlington	Burlington
Alamance	Grace Christian Academy Haw River	Haw River
Alamance	Positive Day School Burlington	Burlington
Alamance	Providence A Christian Montessori Community Burlington	Burlington
Alamance	The Burlington School Burlington	Burlington
County	Nonpublic School Name	City
Alexander	Millersville Christian Academy Taylorsville	Taylorsville
County	Nonpublic School Name	City
Avery	Bethel Christian Academy Spruce Pine	Spruce Pine
County	Nonpublic School Name	City
Beaufort	Pungo Christian Academy Belhaven	Belhaven
Beaufort	Terra Ceia Christian School Pantego	Pantego
Beaufort	Unity Christian Academy Chocowinity	Chocowinity
County	Nonpublic School Name	City
Bertie	Bethel Assembly Christian Academy Windsor	Windsor
Bertie	Lawrence Academy Merry Hill	Merry Hill



**Parents for Educational Freedom in North Carolina (PEFNC) is a resource to help families find schools. You can use their online tool, [NCSchoolsAroundMe](#), to get a customized list of the schools closest to you. They also offer a Parent Resource Guide for choosing a private school.**





---

# How to Apply

---



# Step #1: Create a MyPortal Parent Account



**MyPortal Account Login:**

User Name:

Password:

By logging in, I certify that I have read, agree to and understand the [Terms and Conditions](#) page.

[Forgot your username or password?](#)

**Create an Account:** (Except School/Institution Users. See your administrator for assistance.)

In order to create an account, click here [Create an Account](#).

To return to the SEAA website, [click here](#).

If you are having trouble logging in, **Login Support**  
(855) 763-5333  
[loginhelp@ncseaa.edu](mailto:loginhelp@ncseaa.edu)

**Need Help?**

Review **PAGE 2** of our [MyPortal Guide for Parents](#) for step-by-step instructions.

[English Guide](#)      [Spanish Guide](#)



# The MyPortal Parent's Responsibilities

## Welcome to MyPortal

Use My Portal to manage your college financial aid and K12 grants and scholarships for K12 dependents.

There are new items on your To Do List.

- ✓ To Do List
- 📄 Applications and Renewals for K-12th Grade
- 📄 Applications and Renewals for College
- 📄 School Choice
- 🌟 Eligibility and Award Information
- 📧 Notifications
- 👤 My Contact Information
- 👤 My Profile

- The parent of record must be a parent with whom the child lives
- Only **one parent** can be listed in the MyPortal record
- The parent of record should be the only person responsible for accessing the MyPortal account
- 50/50 split custody? Children of divorced or separated parents are part of the household that has 50 percent or more custody. Choose who the parent of record will be.

**Tip:** Need to update your email?

Update your email address in **two** sections in MyPortal = *My Contact Information & User Profile*

**Tip:** Is the parent who primarily manages Opportunity Scholarship business **not** the parent who is listed in MyPortal?

*Email Opportunity Scholarship and request to change the parent of record.*

# Step #2: Add Students & Apply

## February 1 – March 1

**Add student(s)** to your MyPortal parent account and complete your application(s).

**\*Submit a separate application for each student and enter the same household size & income for each student.**

**Apply by March 1** for priority consideration.

## Important Tips:

- ✓ Take your time! Be sure to enter all information accurately & correctly
- ✓ If you misspell your student's name or enter an incorrect DOB or SSN, please email us to help you correct the error.



---

# Household Income & Award Tiers

---

# Household Income Chart

Scholarships are awarded based on a family's household income

## Reminders:

- ✓ Please review our [Income Calculator](#) document for tips on calculating your income. For the purposes of the Program, we require the reporting of all taxable or untaxable money received, before deductions, by all members of your household for 2023. We are required to go by what is reported to the IRS.

HOW DO I FIND MY AWARD TIER?

**2** Find your maximum income from 2023

**3** Find the column that matches the number of people in your household and your income. That's your award tier!

**1** How many people are in your household?

Number in Household	Maximum Household Gross Income 2023			
	Award Tier 1 Maximum Income to receive \$7,213 up to the cost of tuition and fees	Award Tier 2 Maximum Income to receive \$6,492 up to the cost of tuition and fees	Award Tier 3 Maximum Income to receive \$4,328 up to the cost of tuition and fees	Award Tier 4 Income Not Reported, or Income Above Tier 3 maximum Receives \$3,246 up to the cost of tuition and fees
2	\$36,482	\$72,964	\$164,169	(No income limit)
3	\$45,991	\$91,982	\$206,960	
4	\$55,500	\$111,000	\$249,750	
5	\$65,009	\$130,018	\$292,541	
6	\$74,518	\$149,036	\$335,331	
7	\$84,027	\$168,054	\$378,122	
8	\$93,536	\$187,072	\$420,912	
9	\$103,045	\$206,090	\$463,703	
10	\$112,554	\$225,108	\$506,493	
11	\$122,063	\$244,126	\$549,284	
12	\$131,572	\$263,144	\$592,074	

This chart shows estimated income guidelines and award amounts and will be updated in late January 2024. Families should use these guidelines only to estimate their award amount.

# How much could a parent owe?

In this example, each student is awarded **\$4,328 (AWARD TIER 3)** and the parent is trying to decide between two schools.



A = Tuition higher than award amount



B = Tuition lower than award amount

## Nonpublic School A

Tuition	\$ 10,000
Award	-- \$ 4,328
Your portion	<u>\$ 5,672</u>


The Opportunity Scholarship will disburse \$2,164 during the Fall semester & \$2,164 during the Spring semester. You are responsible for the \$5,672 difference.

## Nonpublic School B

Tuition	\$ 4,000
Max Award	-- \$ 4,000
Your portion	<u>\$ 0</u>

The Opportunity Scholarship will disburse \$2,000 during the Fall semester & \$2,000 during the Spring semester. You do not owe the school any tuition fees.

Parents: When in doubt, contact your student's school to inquire about their 2024-2025 tuition & fees!



Household Size = 5  
Total Income for 2023 = \$134,000  
\*AWARD TIER 3\*





---

# Awarding Process

---

# Check MyPortal for Notifications

## Early April

Check MyPortal regularly for an award offer or waitlist notification. If your student receives an award offer, you will have a deadline to accept or decline your student's award in MyPortal.

If the number of eligible applications exceeds the amount of funds available, students will be added to a [waitlist](#) to fill slots that may become available at a later date.

[After an Award: What are the Next Steps?](#)

## Reminders:

- ✓ Scholarships are awarded ***per student***, not per household. Parents should regularly check each student's record in MyPortal for required tasks that must be completed.
- ✓ Be sure your email address stored in MyPortal is one you regularly use.





---

Received a Scholarship? Now What?

---

# Complete required tasks in MyPortal

## Mid-April - - July

Let's suppose your student received an Opportunity Scholarship award offer. Now what?

All applications are subject to income and/or residency verification. If you are selected for income or residency verification, we have [resources](#) to help you complete the process.

## Reminders:

- ✓ Complete tasks by the set deadline in MyPortal.



---

# Parent Obligations

---

# Parent Responsibilities

## DO:

- Ensure your contact information is updated
- Keep an eye on deadline dates in MyPortal
- Submit documentation via MyPortal if requested
- Allow your student to be tested (3<sup>rd</sup> grade and higher; your school is required to test)

## DON'T:

- Give anyone your MyPortal credentials (not even your school)
- Request or accept a refund of scholarship funds from your school

Parents, **do** check MyPortal at least **once a week** as long as your student is connected to the Opportunity Scholarship Program!

# MyPortal To-Do List

[HOME](#) > [To Do List](#)

## To Do List

Items with  have been received. Items with  are **not received or incomplete**.

## K12 Grant and Scholarship Accounts

### To Do List for 2022-2023

Student: Test Student

Application or Required Documentation	Receipt Date	Action Items	Due By
<input type="checkbox"/> Opportunity Scholarship Program Application	10/28/2022		

Your To Do list is a summary of the items required for the academic year displayed at the top of the screen. Items may be shown more than once if required for more than one program.

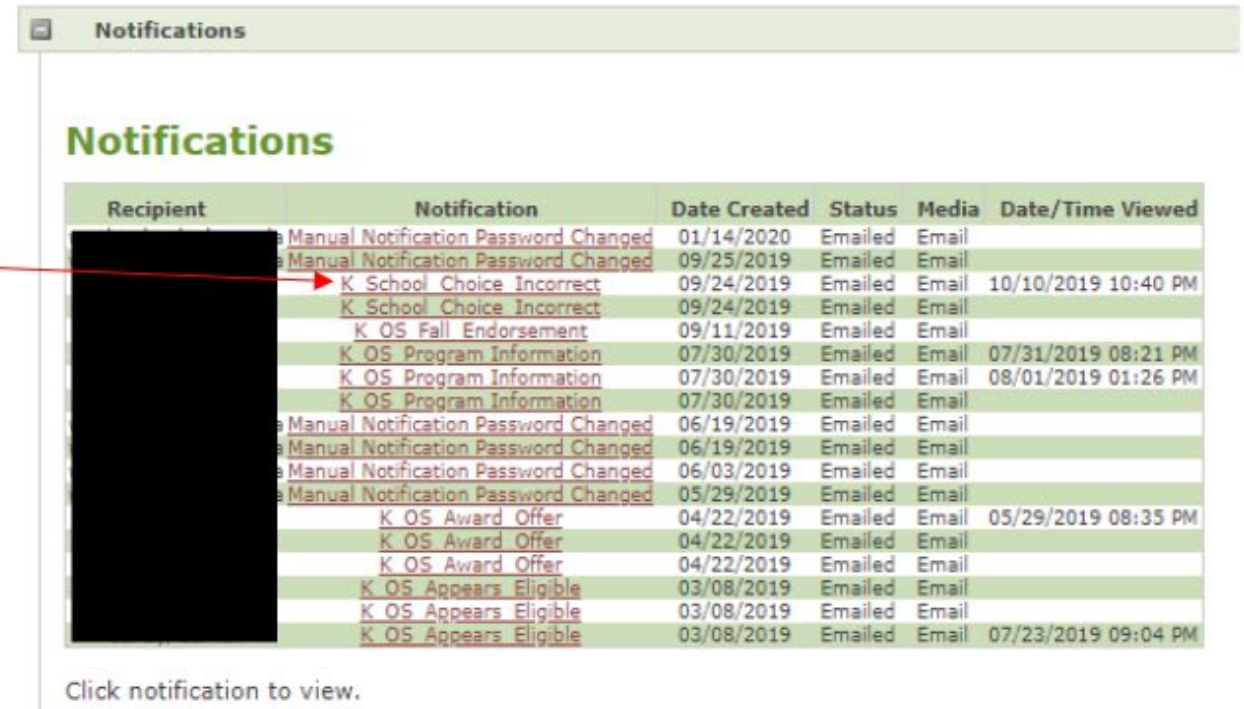
# MyPortal Notifications

An email is called a notification in MyPortal.

Step 1: Log onto your [MyPortal account](#)

Step 2: Go to the “Notifications” Section

Step 3: Click the link under the “Notification” column to review the message

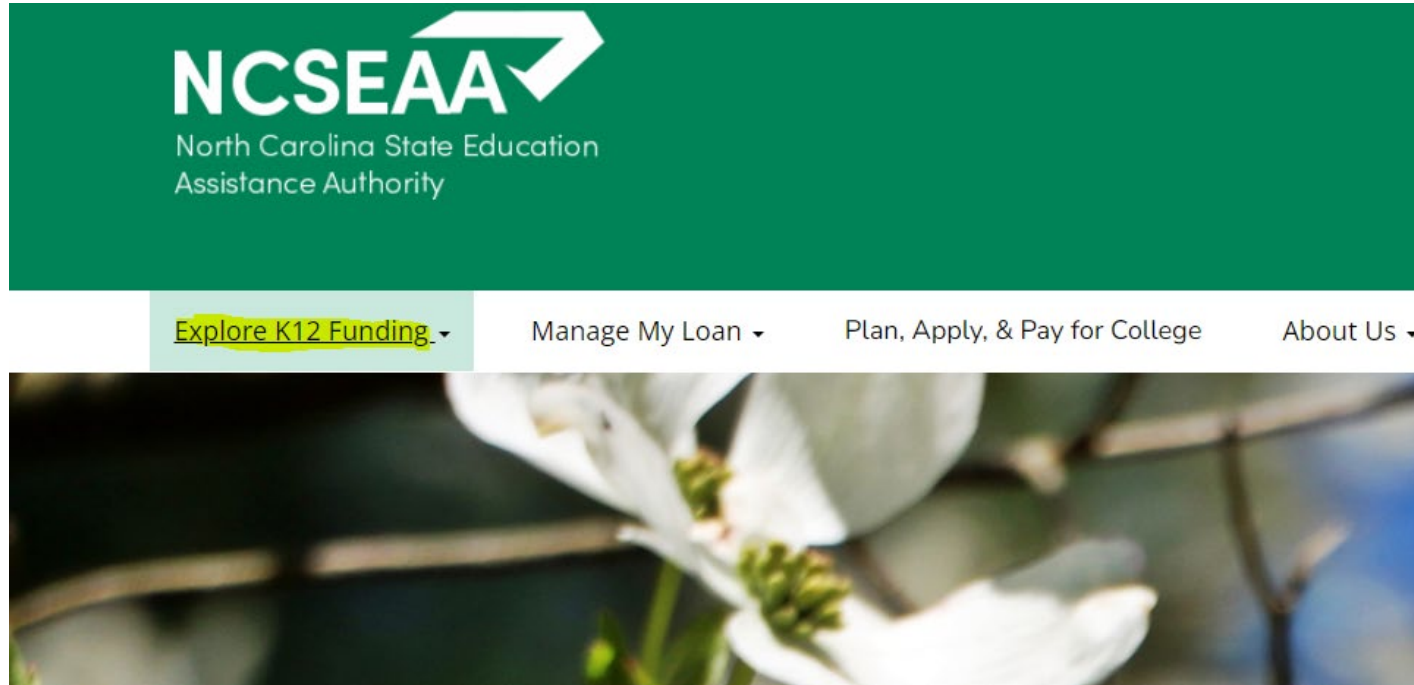


The screenshot shows the 'Notifications' section of a MyPortal account. It features a table with the following columns: Recipient, Notification, Date Created, Status, Media, and Date/Time Viewed. A red arrow points from the text in Step 3 to the 'Notification' column of the table. The table contains 18 rows of notification records, including 'Manual Notification Password Changed', 'K School Choice Incorrect', 'K OS Fall Endorsement', and 'K OS Program Information'.

Recipient	Notification	Date Created	Status	Media	Date/Time Viewed
[REDACTED]	<a href="#">Manual Notification Password Changed</a>	01/14/2020	Emailed	Email	
[REDACTED]	<a href="#">Manual Notification Password Changed</a>	09/25/2019	Emailed	Email	
[REDACTED]	<a href="#">K School Choice Incorrect</a>	09/24/2019	Emailed	Email	10/10/2019 10:40 PM
[REDACTED]	<a href="#">K School Choice Incorrect</a>	09/24/2019	Emailed	Email	
[REDACTED]	<a href="#">K OS Fall Endorsement</a>	09/11/2019	Emailed	Email	
[REDACTED]	<a href="#">K OS Program Information</a>	07/30/2019	Emailed	Email	07/31/2019 08:21 PM
[REDACTED]	<a href="#">K OS Program Information</a>	07/30/2019	Emailed	Email	08/01/2019 01:26 PM
[REDACTED]	<a href="#">K OS Program Information</a>	07/30/2019	Emailed	Email	
[REDACTED]	<a href="#">Manual Notification Password Changed</a>	06/19/2019	Emailed	Email	
[REDACTED]	<a href="#">Manual Notification Password Changed</a>	06/19/2019	Emailed	Email	
[REDACTED]	<a href="#">Manual Notification Password Changed</a>	06/03/2019	Emailed	Email	
[REDACTED]	<a href="#">Manual Notification Password Changed</a>	05/29/2019	Emailed	Email	
[REDACTED]	<a href="#">K OS Award Offer</a>	04/22/2019	Emailed	Email	05/29/2019 08:35 PM
[REDACTED]	<a href="#">K OS Award Offer</a>	04/22/2019	Emailed	Email	
[REDACTED]	<a href="#">K OS Award Offer</a>	04/22/2019	Emailed	Email	
[REDACTED]	<a href="#">K OS Appears Eligible</a>	03/08/2019	Emailed	Email	
[REDACTED]	<a href="#">K OS Appears Eligible</a>	03/08/2019	Emailed	Email	
[REDACTED]	<a href="#">K OS Appears Eligible</a>	03/08/2019	Emailed	Email	07/23/2019 09:04 PM

Click notification to view.

# Helpful Online Resources



[www.ncseaa.edu](http://www.ncseaa.edu)

**Explore K12 Funding**

**Opportunity Scholarship**

Opportunity Scholarship

How to Apply for the Opportunity Scholarship

Awarding Process

Opportunity: Current Scholarship Families

Income Verification



---

How do schools receive your student's scholarship funding?

---



# Payment Timeline

**August** : Certification (*schools do this*)

**August / September**: Endorsement and Payment to Schools (FALL)

**January / February**: Endorsement and Payment to Schools (SPRING)



# What other information can we provide?

We look forward to helping you during the  
2024-2025 school year!

# Contact Us



[www.ncseaa.edu](http://www.ncseaa.edu)



[OpportunityScholarships@ncseaa.edu](mailto:OpportunityScholarships@ncseaa.edu)



855-330-3955